

DAV PUBLIC SCHOOL

ASHOK VIHAR, PH-IV, DELHI-52

CLASS- III HOLIDAYS HOMEWORK (2026-27)

SUBJECT: ENGLISH

****Dear students do the given holidays homework on sheets and make a folder for English**

Holidays Homework.**

1. “Reading takes you places your feet never could.”

Let's wander into the world of words and discover new adventures.

Read the book "THE CASE OF THE MISSING SMILE". Click the link and enjoy reading.

<https://share.google/TM1pfgdlZ2mQvYZDr>

- ❖ **Make the cover page of the book.**
- ❖ **Write 10 new words in alphabetical order. Write down their meanings from the dictionary.**

(Note - You will receive “reading bonus” points on the Term 1 examination report, if you read this book.)

2. Make a grammar project to help you grasp the concepts better.


- **PREPOSITIONS (ROLL NO - 1 to 18)**

Create a project on prepositions using the provided pictures as a guide.



● **ADJECTIVES** (ROLL NO - 19 to 35)

Use the pictures as a reference to create a project on adjectives that demonstrates their application and meaning.



● **SYNONYMS** (ROLL NO - 36 onwards)

Let's enrich our vocabulary by creatively composing four - synonym bouquet or Sun for a minimum of eight words. Look at the images and select the layout you like.



3. POEM RECITATION

Learn any one poem- At the Zoo or Trees are the kindest Things I know from 'My English Reader' with proper pronunciation, voice modulation and expressions. Students will recite this poem in class after holidays for TERM 1 assessment.

4.CREATIVE WRITING ACTIVITY

Write a short paragraph (10-12 lines) on any one topic such as 'My favourite animal' , 'My best friend', 'A picnic I enjoyed' or 'If I had magic powers' etc. Use simple and meaningful sentences with correct punctuation and neat handwriting . Students may decorate their work with colourful drawings or pictures related to the topic.

5. HANDWRITING PRACTICE

Practice one page of neat English handwriting daily in cursive or print writing. Focus on proper letter formation, spacing, punctuation and cleanliness of work. Students should write neatly and carefully to improve presentation and writing skills.

कक्षा - 3

विषय: हिंदी

सत्र: 2026-27

अप्रैल - मई

भाषा माधुरी

पाठ -1 -भोलू भुलक्कड़ (केवल पढ़ने के लिए)

पाठ - 2 - भारत देश (कविता)

पाठ - 3 - हाथी और चिड़िया

भाषा अभ्यास - पाठ - 1,2,3

व्याकरण - संज्ञा, विलोम शब्द, संयुक्त व्यंजन

रचनात्मक लेखन - चित्र वर्क

HOLIDAY HOMEWORK :

1. भारत के राष्ट्रीय चिन्ह स्क्रीप फाइल में चिपकाकर उनके नाम लिखिए।

2. नीचे दिए गए चित्रों को चिपकाकर उनके आधार पर स्क्रीप फाइल में कहानी लिखिए।



3. गतिविधि:

पाठ - हाथी और चिड़िया

गतिविधि :- (नाट्य रूपांतरण पात्र अभिनय)

कहानी में आए पात्रों (हाथी, चिड़िया, आदमी) आदि के मुखौटे बनाकर उनके दो या तीन संवाद याद कीजिए।

4.. A3 size sheet पर अपने अनुक्रमांक के अनुसार दिए गए विषय पर सुंदर सा पोस्टर बनाइए।

अनुक्रमांक	विषय		
1 से 12	वन महोत्सव	13 से 25	अध्यापक दिवस
26 से 38	हिंदी दिवस		
39 से 45	सड़क सुरक्षा		


5. वर्कशीट फोल्डर - पृष्ठ 42, 43, 44, 45 पूरे कीजिए।

नोट:

अपनी हिंदी की पाठ्यपुस्तक में से पाठ 2, 3, 4 को शुद्ध उच्चारण के साथ ऊंची आवाज में पढ़ने का अभ्यास कीजिए।
हिंदी की कॉपी में अब तक किए गए सारे कार्य को मौखिक रूप से दोहराइए। कविता भारत देश कंठस्थ(याद) कीजिए।

SUBJECT: MATHS

1. Make this below times table on A3 size sheet. Make it neat and attractive. Mention name and class. Laminate it also. Students will use in class after vacations.

 + **Maths** × **activity** = 

1	2	3	4	5	6
1 × 1 = 1	1 × 2 = 2	1 × 3 = 3	1 × 4 = 4	1 × 5 = 5	1 × 6 = 6
2 × 1 = 2	2 × 2 = 4	2 × 3 = 6	2 × 4 = 8	2 × 5 = 10	2 × 6 = 12
3 × 1 = 3	3 × 2 = 6	3 × 3 = 9	3 × 4 = 12	3 × 5 = 15	3 × 6 = 18
4 × 1 = 4	4 × 2 = 8	4 × 3 = 12	4 × 4 = 16	4 × 5 = 20	4 × 6 = 24
5 × 1 = 5	5 × 2 = 10	5 × 3 = 15	5 × 4 = 20	5 × 5 = 25	5 × 6 = 30
6 × 1 = 6	6 × 2 = 12	6 × 3 = 18	6 × 4 = 24	6 × 5 = 30	6 × 6 = 36
7 × 1 = 7	7 × 2 = 14	7 × 3 = 21	7 × 4 = 28	7 × 5 = 35	7 × 6 = 42
8 × 1 = 8	8 × 2 = 16	8 × 3 = 24	8 × 4 = 32	8 × 5 = 40	8 × 6 = 48
9 × 1 = 9	9 × 2 = 18	9 × 3 = 27	9 × 4 = 36	9 × 5 = 45	9 × 6 = 54
10 × 1 = 10	10 × 2 = 20	10 × 3 = 30	10 × 4 = 40	10 × 5 = 50	10 × 6 = 60
7	8	9	10	11	12
1 × 7 = 7	1 × 8 = 8	1 × 9 = 9	1 × 10 = 10	1 × 11 = 11	1 × 12 = 12
2 × 7 = 14	2 × 8 = 16	2 × 9 = 18	2 × 10 = 20	2 × 11 = 22	2 × 12 = 24
3 × 7 = 21	3 × 8 = 24	3 × 9 = 27	3 × 10 = 30	3 × 11 = 33	3 × 12 = 36
4 × 7 = 28	4 × 8 = 32	4 × 9 = 36	4 × 10 = 40	4 × 11 = 44	4 × 12 = 48
5 × 7 = 35	5 × 8 = 40	5 × 9 = 45	5 × 10 = 50	5 × 11 = 55	5 × 12 = 60
6 × 7 = 42	6 × 8 = 48	6 × 9 = 54	6 × 10 = 60	6 × 11 = 66	6 × 12 = 72
7 × 7 = 49	7 × 8 = 56	7 × 9 = 63	7 × 10 = 70	7 × 11 = 77	7 × 12 = 84
8 × 7 = 56	8 × 8 = 64	8 × 9 = 72	8 × 10 = 80	8 × 11 = 88	8 × 12 = 96
9 × 7 = 63	9 × 8 = 72	9 × 9 = 81	9 × 10 = 90	9 × 11 = 99	9 × 12 = 108
10 × 7 = 70	10 × 8 = 80	10 × 9 = 90	10 × 10 = 100	10 × 11 = 110	10 × 12 = 120

Name : _____ Class : _____ Roll No. : _____


2. Create a more than 10 blocks Addition pyramid on A4 size colored sheets. Make it beautiful and neat. Do not draw the blocks, paste it for 3D look.. Refer the image.

ADDITION PYRAMID

Each brick is made by adding the two beneath it together. Use this fact to complete the pyramid.

Add
with
Fun!

Think
+
Add
=
Solve!




3. Complete Primary Mathematics book pages from 1 to 23.
And revise all the concepts done till yet.

4. Take a print out of this sheet. Co

Addition – Let's Add from the Story!

A Fun Day at the Zoo

On Saturday, Riya went to the zoo with her family. In the morning, she saw **two hundred fifty seven** butterflies in the butterfly house. Then she saw **one hundred forty three** parrots sitting on the trees. After that, she saw **three hundred sixty five** penguins playing in the water. Riya had a wonderful day at the zoo!



- 1 Add the three numbers from the story.

$$\boxed{\quad} + \boxed{\quad} + \boxed{\quad} = \boxed{\quad}$$

- 2 Write the number names of the numbers from the story.

- a) _____
b) _____
c) _____

- 3 Arrange the three numbers from the story in ascending order.

, ,

- 4 What is the difference between the greatest and the smallest number from the story?

$$\boxed{\quad} - \boxed{\quad} = \boxed{\quad}$$








0.

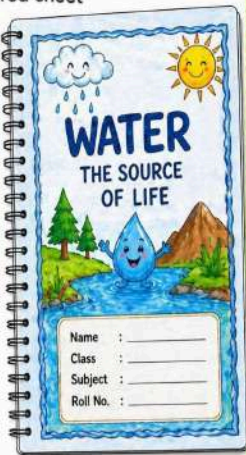
complete and color it.

SUBJECT: SCIENCE

FILE PROJECT GUIDELINES

INSTRUCTIONS TO BE FOLLOWED

- 1  Use **A4 size** colored sheet one side ruled and one side blank.
- 2  Make an **attractive cover page** for the file project. This will be the final file.
- 3  Use colour pencils, sketch pens, crayons, etc. to make your project colourful and neat.
- 4  At the end, produce **spiral binding** for the file project.
- 5  Mention the following details on the cover page:
Name : _____
Class : _____
Subject : _____
Roll No. : _____



***Do all the activities on separate 5 -6 sheets.**

Make your project neat, creative and beautiful!

1. "Water Detective" Activity (Real-Life Investigation)

👉 Become a *Water Detective* at home.

Do this:

- Observe where water is used in your house for 1 day
- Make a small table:
example-

Place	Use of Water
Kitchen	Cooking
Bathroom	Bathing
Garden	Plants

2 "One Day Without Water" Challenge

👉 Imagine: No water for 1 day

Write:

- What problems will you face?
Write 3 - 4 points
- (Drinking, bathing, cooking...)

💡 This shows understanding—not just memorizing

3 Create Your Own Slogan

and make a water drop collage and paste

👉 Examples:

- "Save Water, Save Life"
- "Every Drop Counts"

🎯 Ask student to create 1 original slogan

Water Drop Collage

Paste your own slogan on this water drop collage.



Activity 4: Write 5 Ways to Save Water



RECAPITULATION WORKSHEET

WATER



Name: _____

Class: _____ Date: _____

A. Fill in the Blanks

1. Water is essential for all _____ beings.
2. Rain is the main source of _____.
3. We get water from _____, _____ and _____.
4. Plants need _____ to grow.
5. We should _____ water.



B. Choose the Correct Answer (✓)

1. Which is the main source of water?
 River Rain Well
2. Which of these stores water?
 Tap Lake Sun
3. What do plants need to grow?
 Sand Water Plastic

C. Match the Following

Column A

Column B

1. Rain

Flowing water

2. River

Groundwater

3. Well

Main source

H. Good Habits (Tick ✓)

- Turn off tap after use.
- Waste water while playing.
- Use bucket for bathing.
- Leave tap open.



Teacher's Remarks:





ACTIVITY – SAVE TURTLE



GOAL OR AIM –

Turtles need clean beaches and oceans to make to live.

Let's make a craft to show how we can save them.



MATERIAL:

- A4 size green sheet or chart paper
- Googly eyes (optional, or you can make with white sheet)
- Brown sheet
- Sketch pens and colors



Make the headband beautifully and neatly and bring it after summer vacation.



SUBJECT: SOCIAL SCIENCE

DESH BHAKTI PROJECT

1.

- a) Make a beautiful and creative Tricolour Independence Day craft or drawing on a A-4 size sheet. (we are attaching few references for ideas and innovation)



b) Make a handmade Tricolour Badge that reflects your love and true spirit for India . These images given below are just for the idea of how to design your own badge . You can use your own creativity too. (Kindly laminate these badges for future)



2. FLAMELESS COOKING ACTIVITY

Make any one healthy dish with the help of your mother but without using stove/gas. Write ingredients of that dish and paste photographs of your family while savouring that dish .

(Present this work in Scrap File)

3. Topic: OUR FOOD AND OUR DRESSES

Make a colourful collage on one Indian state. Paste pictures related to the following :


- Name of the state
- Famous food item
- Traditional dress

d) Any one place to visit

Decorate your collage neatly and creatively. Use colours, borders and

drawings to make it attractive.

Below are few images attached for reference.



4. Write the names of the states of India along with their capitals in your Scrap file.

5. Do map work of chapter 1, 3 and 4 and paste the map in scrap file.

Kindly refer the Social Science book for map work. Do it on political

Map of India and do each map work separately.

6. Read chapter 1 “The Family” and chapter 3 “ Our Food” .



SOCIAL SCIENCE HOLIDAY HOMEWORK

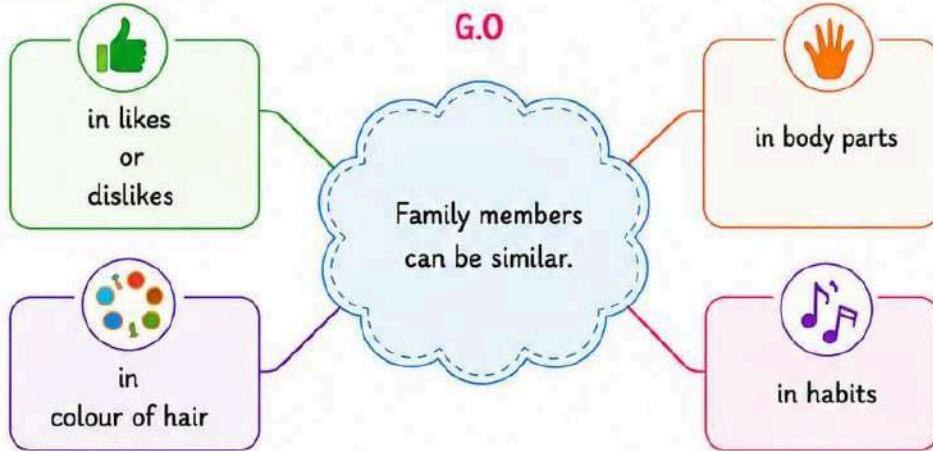


PROJECT WORK

FAMILY SIMILARITIES

NOTE: Read the lesson.

1)



2)

Paste the picture of any 2 members of your family and write any 2 similar features, similar qualities and similar habits with yourself.

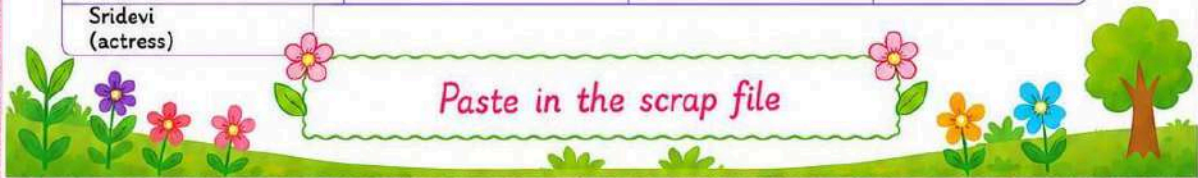
Name of the members	Similar qualities	Similar features	Similar habits

3)

Put a tick (✓) mark if children of these famous personalities are following the same occupation as their parents.

Famous personality	Name of the child	Occupation	Tick (✓) or ✗
Sachin Tendulkar (cricketer)			
MS Dhoni (cricketer)			
Amitabh Bachchan (actor)			
Shah Rukh Khan (actor)			
Sridevi (actress)			

Paste in the scrap file



SUBJECT: MUSIC

1. Paste minimum 10 musical instruments pics in your music copy with their name
2. Learn School prayers

SUBJECT: I.C.T

* Make a headgear like a crown 👑 or in any other shape bearing the name of any one part of

computer neatly written on it and the image of that part pasted/drawn on it. (Refer activity

given on page 9 in computer book 'Hands-On')



OR

* Draw a scenery in Tux Paint on Rainy season. Take its coloured print out and submit.

Music

1. Paste minimum 10 music instrument photos in your music copy with name
2. Learn School prayers

SUBJECT : SPORTS & PHYSICAL EDUCATION

1. Start your day with stretching exercises.
2. 10 minutes jogging, running
3. 10 sets of rope skipping 25x4 .

4. Arm circles exercise for 5 minutes
5. Meditation for 10 minute.

SUBJECT : ART AND CRAFT

***For class 3rd activity**



***Do page's 1 to 20 from step by step.
Video will be send to class group of this activity**

SUBJECT : DANCE

Make A4 A4-size poster on any 1 Indian classical dance

SUBJECT: COUNSELING

Daily, go on a walk for 15 minutes. Write in 'Student's Diary' any 5 good feelings you experienced during walk or after walk. Share feelings with Mother, Father, siblings and with grand parents.

Questions

1. Find the largest number name that is hidden in the series given below.

Note: The letters in the number name should appear together as continuous letters

FORHLKJLTEMELVENDSKLFOURSDGSTWENTYSJLSIXTKSEVENL

- a) 60 b) 6 c) 20 d) 70

2. Roy's favourite number has:

- 3 letters in its name
- The number of vowels is double the number of consonants in its name

What is Roy's favourite number?

- a) 2 b) 6 c) 10 d) 1

3. If each of the given boxes follows the same theme, what will come in place of “?”

--	--	--	--

- a) NINE3 b) THREE9 c) THREE3 d) 9THREE

4. If each of the following terms follows the same theme, what will come in place of “?”

- a)
- b)
- c)
- d)

5. If each of the following terms follows the same theme, what will come in place of “?”

- a)
- b)
- c)
- d)